

# Which factors determine affected sites in hidradenitis suppurativa?

BENHADOU Farida <sup>1,2</sup>, VILLANI Axel <sup>3</sup>, GUILLEM Philippe <sup>2,4</sup>

<sup>1</sup> Department of Dermatology, Erasme Hospital, Free University of Brussels, BELGIUM

<sup>2</sup> RésoVerneuil

<sup>3</sup> Hospices Civils de Lyon, Department of Dermatology Lyon1 University

<sup>4</sup> Clinique du Val d'Ouest, Department of Surgery

FRANCE



## Introduction

Clinical presentation of hidradenitis suppurativa is protean regarding severity and affected sites. Factors influencing the site of occurrence are still misunderstood.

## Objectives

To evaluate the clinical factors that influence which sites are affected in HS in a large cohort of patients.

## Methods

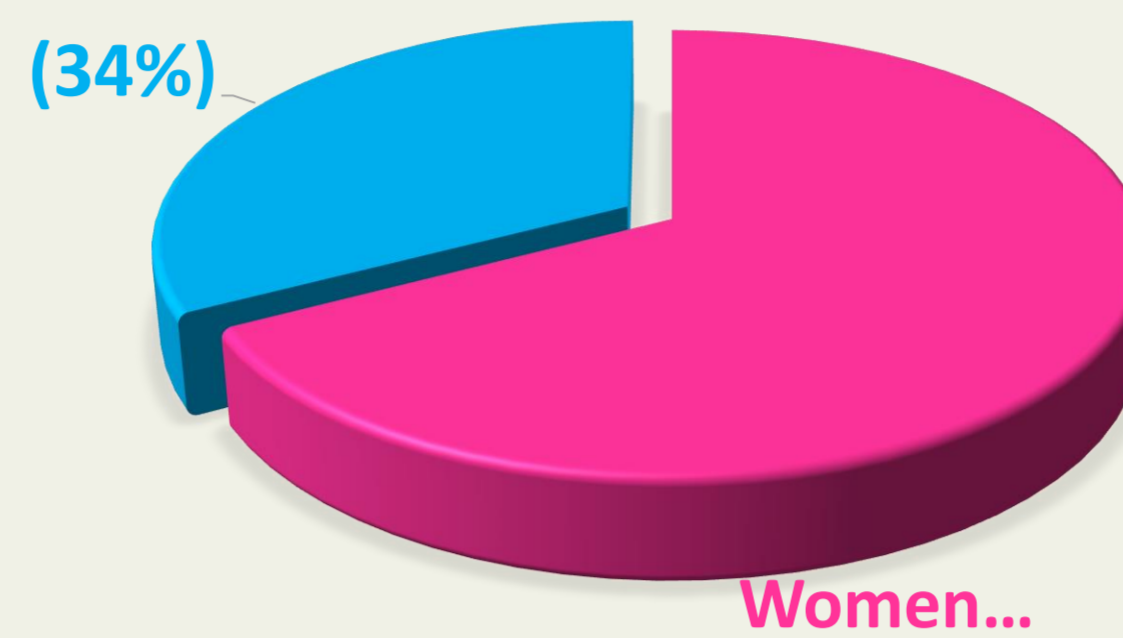
Logistic regression analyses were performed to identify factors able to negatively (the risk of site involvement is higher if the factor is absent) or positively (increased risk when the factor is present) predict whether a site is affected independently of other factors.

## Patients

n = 1138

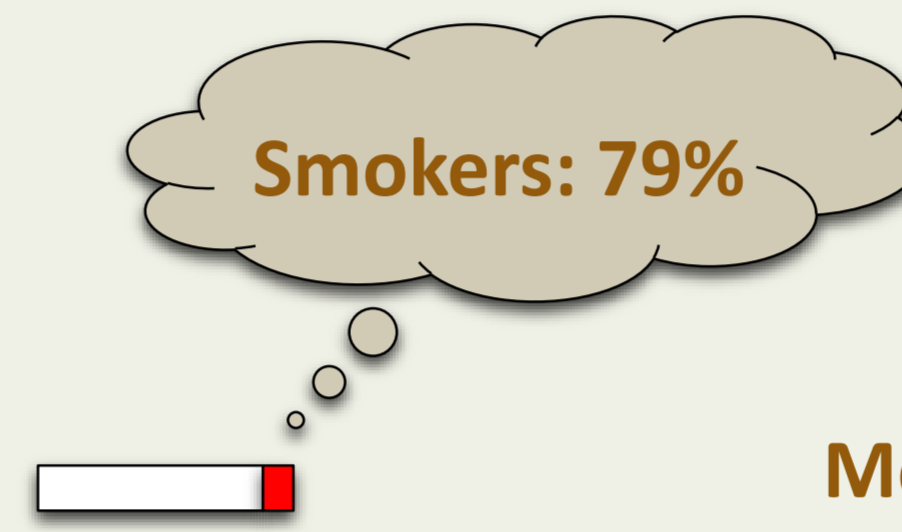
(mean age at questionnaire: 33 ± 10 yrs ; ranges: 11-76)

Men (34%)



Women...

Smokers: 79%



Hurley I (13%)

Hurley II (31%)

Hurley III (56%)

Mean age at disease onset: 21 ± 8 yrs ; ranges: 6-59)

## Results

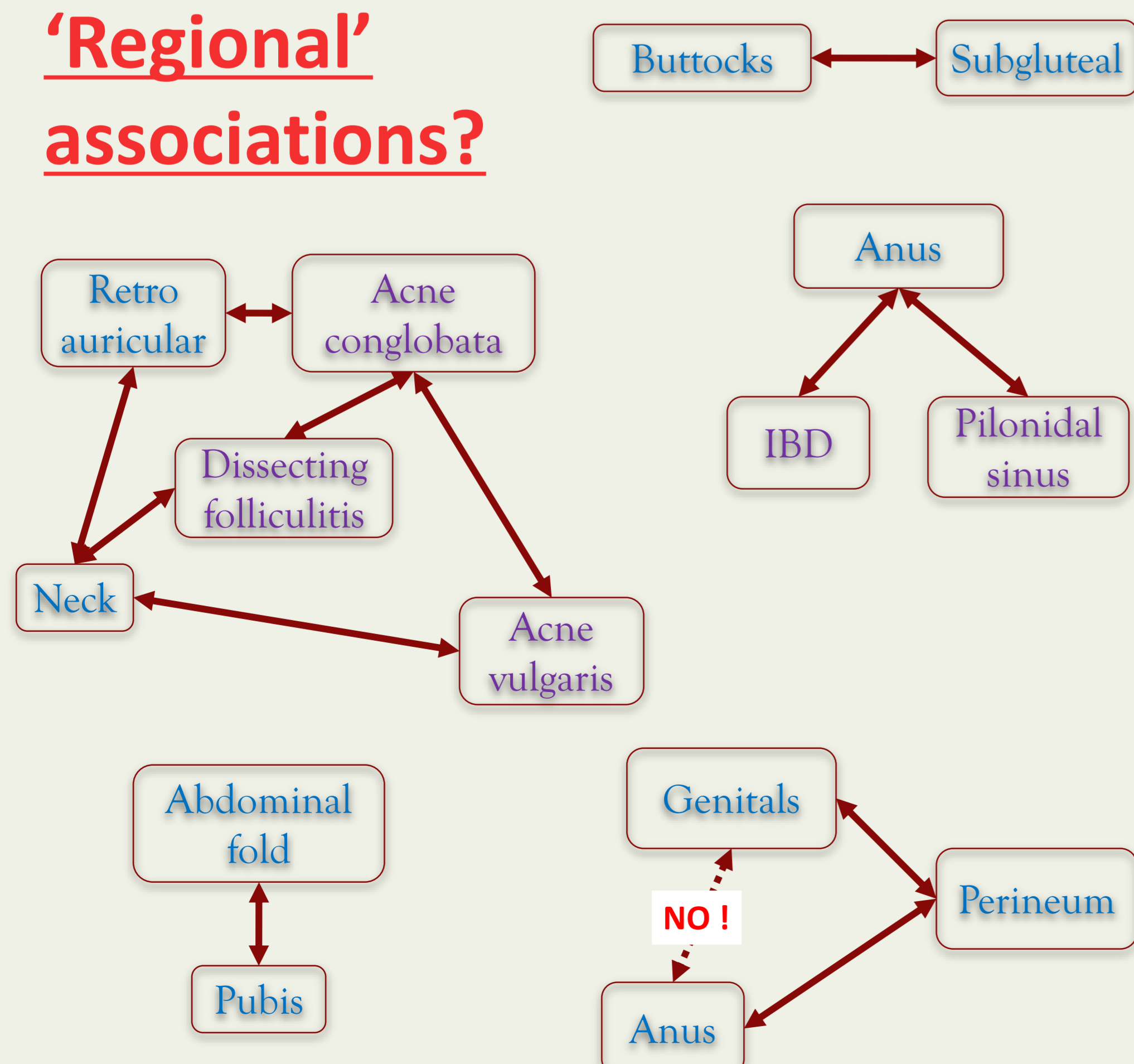
HS characteristics	Positively associated with	Negatively associated with
Hurley stage	Armpit, perineum Dissecting folliculitis Pilonidal sinus disease	Epidermal cyst
Early onset	Genital	Armpit, Neck, Groin, Inner thigh, Buttocks Acne conglobata Pilonidal sinus disease

Patient's characteristics	Positively associated with	Negatively associated with
Male	Neck ; Perineum ; Epidermal cyst Pilonidal sinus disease	
Female	Breast, Genital, Groin Joint disease	
Family history	Neck ; Buttocks IBD ; Epidermal cyst	
Age at the study	Buttocks ; Abdominal fold, Perineum ; Groin ; Joint disease	
Smoking	Genitals, Retroauricular	
BMI	Breast ; Armpit ; Pubis ; Inner thighs ; Abdominal fold Pilonidal sinus disease	Buttocks, Groin, Anus Retroauricular IBD ; Acne conglobata

Sites	Positively associated with	Negatively associated with
Retro-auricular	Smoking ; Joint disease ; Acne conglobata ; Neck	BMI ; IBD
Neck	Male ; Family history ; Breast ; Retroauricular Acne vulgaris ; Dissecting folliculitis	Early onset IBD
Armpit	BMI ; Hurley stage	Early onset ; Buttocks
Breast	Female ; BMI ; Abdominal fold ; Neck Epidermal cyst	Pilonidal sinus disease
Abdominal fold	Age ; BMI ; Breast ; Pubis ; Inner thighs	
Pubis	BMI ; Genitals ; Abdominal fold ; Inner thighs	
Groin	Female ; Age ; Genitals ; Pubis Epidermal cyst	BMI Early onset
Inner thighs	BMI ; Buttocks ; Abdominal fold	Early onset
Genitals	Female ; Early onset ; Smoking Groin ; Perineum ; Pubis ; Abdominal fold ; Dissecting folliculitis	
Perineum	Male ; Age ; Hurley stage Inner thighs, Genitals, Anus	Dissecting folliculitis
Anus	Perineum ; Pilonidal sinus disease ; IBD	BMI
Buttocks	Age ; Family history ; Inner thighs ; Subgluteal	BMI ; Early onset ; Armpit
Subgluteal	Buttocks ; Acne conglobata	IBD ; Dissecting folliculitis

Comorbidities	Positively associated with	Negatively associated with
IBD	Family history ; Anus Joint disease	BMI ; Neck ; Retroauricular Acne conglobata Dissecting folliculitis
Joint disease	Female ; Age ; Retroauricular IBD ; Acne conglobata	
Acne vulgaris	Neck ; Acne conglobata	
Acne conglobata	Retroauricular, subgluteal Acne vulgaris ; IBD Dissecting folliculitis	BMI ; Early onset
Dissecting folliculitis	Hurley stage ; Acne conglobata Neck, Genitals, Abdominal fold	Perineum, subgluteal IBD
Pilonidal sinus disease	Male ; BMI ; Hurley stage ; Anus	Early onset ; Breast ; Armpit
Epidermal cyst	Male ; Family history Breast ; Groin	Hurley stage Armpit

## 'Regional' associations?



## Pathophysiological associations?

